


OPTIMIX

2A 135-330

2A 135-460



Application

Submersible motor for ex-zone 1 or aggressive media with low pH-values

Dry matter content up to 12 %

Substrate temperature up to 131 F

pH-values 5.5 - 8.2 / optional ss316 pH-values 4.5 - 8.2

Motor

Motor: 18 hp, 60Hz

Protection class IP 68, up to 33 ft submergence

PTC thermistors for thermal protection

Separate oil chamber, turbine oil

Gear

Flange mounted planetary gear

Reduction ratio $i = 5.25$ or 3.83

Longlife gear oil

Change oil after 4,000 operating hours

Bearing

Bearing flange with mechanical seal SiC/SiC

2 tapered roller bearings to absorb the axial forces

Shaft in hardened steel

Separate oil chamber, longlife gear oil

Accessory: POM protection to minimize abrasion

Corrosion protection

Housing and guiding unit in stainless 304

Optional completely manufactured in stainless 316

Propeller

3-blade propeller, dynamically balanced

Optimix 2A	18 hp	330 rpm	propeller HD+700
------------	-------	---------	------------------

Optimix 2A	18 hp	460 rpm	propeller HD+540
------------	-------	---------	------------------

ss304, hardened ss304 or ss316

Guide mast connection

Guide mast support with 4 rollers for smooth height adjustment:

18.0 hp: 3.9 / 4.7 / 5.9 in

Special sizes on request

Electric Cable

Pressed cable gland, cable standard length 33 ft

Cable $7 \times 4 + 4 \times 1 \text{ mm}^2$, $\varnothing 0.8$ in

Resistant against biomass microbes

Strain relief 180 lbf

Ex zone

Authorized for Ex-Zone 1

Controls (optional)

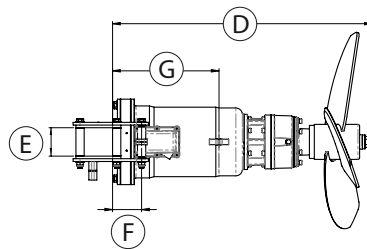
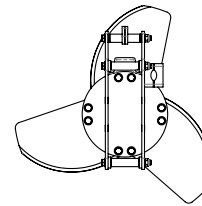
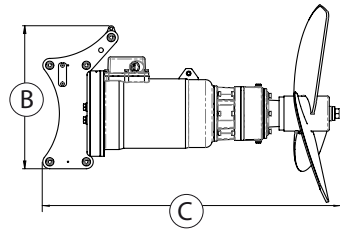
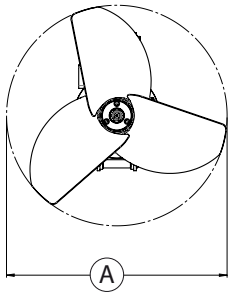
Soft start or frequency converter



OPTIMIX

2A 135-330

2A 135-460



Dimensions

Type	A [∅ in]	B [in]	C [in]	D [in]	E [in]	F [in]	G [in]
2A 135-330	27.5	20.47	47	39.2	3.9 / 4.7 / 5.9	4.13	15.16
2A 135-460	21.3	20.47	45.67	37.8	3.9 / 4.7 / 5.9	4.13	15.16

Technical data

Type	Rated Power [hp]	Frequency [Hz]	Gear reduction ratio	Propeller speed [rpm]	Propeller diameter [in]	Axial force [lbf]	Flow velocity [ft/s] *	Pumping rate [gal/min]	Weight approx. [lbs]
2A 135-330	18	60	5.25	330	27.5	618	11.5	20,605	418
2A 135-460	18	60	3.83	460	21.3	517	12.8	13,473	418

Subject to change without notice

* measured in water and 3.93 ft distance

As per: 2023-08

© SUMA America Inc. | 2700 Patriot Blvd Suite 400 | Glenview, IL 60026

Phone: 312.912.1961 | Email: sales@gosuma.com | www.gosuma.com