


OPTIMIX

2A 135-330

2A 135-460



Application

Submersible motor for ex-zone 1 or aggressive media with low pH-values
 Dry matter content up to 12 %
 Substrate temperature up to 52°C
 pH-value 5.5 - 8.2 / optional ss316 pH-value 4.5 - 8.2

Motor

Motor power: 18 hp, 60Hz
 Protection class IP 68, up to 33 ft submergence
 PTC thermistors 130 °C for thermal protection
 Separat oil chamber, turbine oil

Gear

Flange mounted planetary gear
 Reduction ratio $i = 5.25$ or 3.83
 Longlife gear oil
 Change oil after 4,000 operating hours

Electric Cable

Pressed cable gland, cable standard length 10 m
 Cable $0.28 \times 0.16 + 0.16 \times 0.04$ in² Ø 20 mm, shielded
 Resistant against biomass microbes
 Strain relief 800 N

Corrosion protection

Housing and guiding unit in ss304
 Optional completely manufactured in ss316

Propeller

3-blade propeller, dynamically balanced

Optimix 2A	18 hp	propeller HD+700	330 rpm
Optimix 2A	18 hp	propeller HD+540	460 rpm

Standard is ss304, optional hardened ss304 or ss316

Guide mast connection

Guide mast support with 4 rollers for smooth height adjustment:
 18 hp: 3.94 / 4.72 / 5.9 in square mast
 Special sizes on request

Bearing

Bearing flange with mechanical seal SiC/SiC
 2 tapered roller bearings to absorb the axial forces
 Shaft in hardened steel
 Separat oil chamber, longlife gear oil
Accessory: POM protection to minimize abrasion

Ex zone

Authorized for Ex-Zone 1
 Electrical: $\text{CE Ex II 2G Ex e IIA T3 Gb}$
 Mechanical: $\text{CE Ex II 2G Ex ck IIA T3}$

Control box (optional)

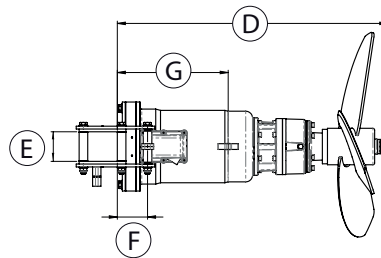
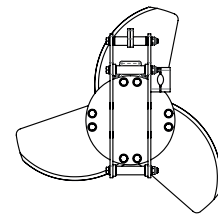
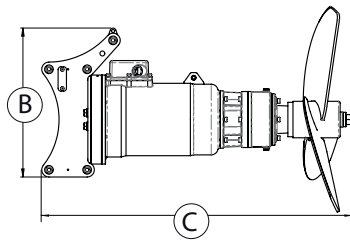
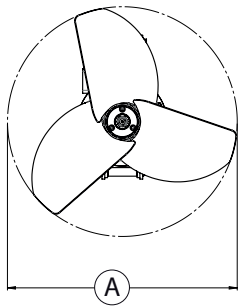
Soft start or frequency converter



OPTIMIX

2A 135-330

2A 135-460



Dimensions

Type	A [Ø in in]	B [in]	C [in]	D [in]	E [in]	F [in]	G [in]				
2A 135-330	31.5	20.47	47	39.2	3.94 / 4.72 / 5.9	4.13	15.16				
2A 135-460	24.4	20.47	45.67	37.8	3.94 / 4.72 / 5.9	4.13	15.16				

Technical data

Type	Rated Power [hp]	Frequency [Hz]	Gear reduction ratio	Propeller speed [rpm]	Propeller diameter [in]	Axial force [lbf]	Flow velocity [ft/s] *	Pumping rate [gal/min]	Weight approx. [lbs]			
2A 135-330	18	60	5.25	280	31.5	651	10.5	24,568	418			
2A 135-460	18	60	3.83	380	24.4	584	23	16,907	418			

Subject to technical changes

* measured in water and 3.93 ft distance

As per: 2018-07

© SUMA America Inc. | 2700 Patriot Blvd Suite 250 | Glenview, IL 60026

Tel: (312) 945 9049 | E-mail: sales@gosuma.com | www.gosuma.com