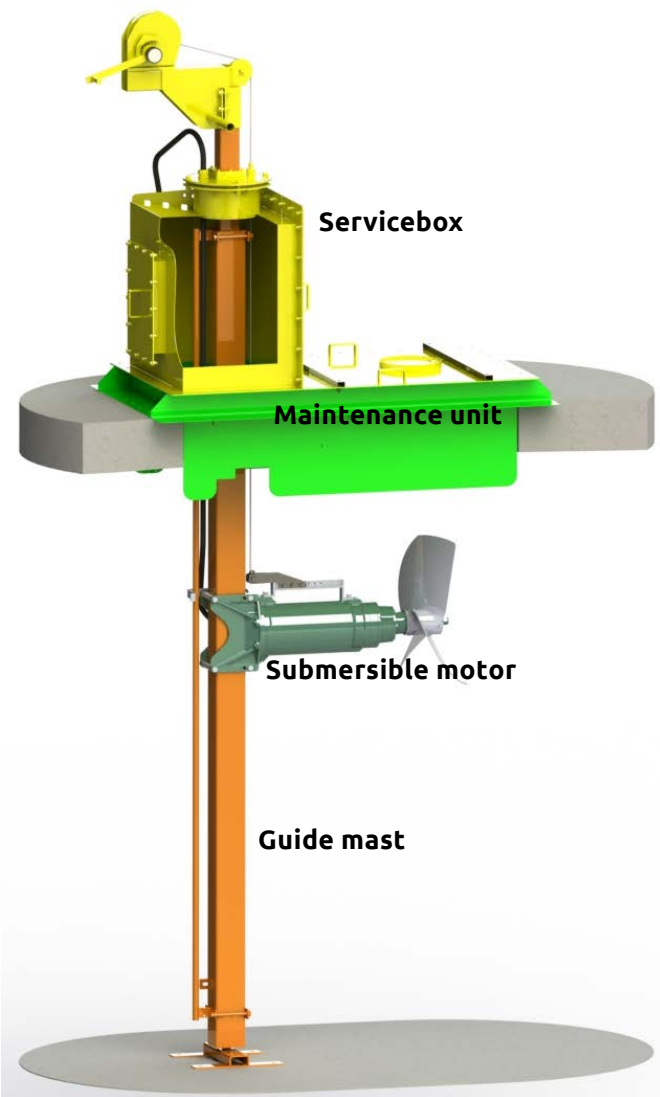


GDD

GASTIGHT CEILING LEAD THROUGH



Maintenance position

Base frame (6.5 x 3.9 in) with maintenance flap for closing the tank (nearly gas tight)

Application

Gas tight concrete ceiling lead through for tanks up to 45.9 ft (fermenter, secondary fermenter, end storage) with concrete ceiling (other heights on request)

Gas pressure 50 mbar (higher pressures on request)

For use with all OPTIMIX units

Service box

Mounting directly on concrete ceiling (flatness 0.1 in) or on base frame of maintenance unit

Tank opening 66.9 x 35.5 in (other sizes on request)

Sealing plate ss316 73.7x42.2x0.1 in

Sight glass with wiper and flushing Ø 11.8 in

Laterl adjustment 360°

Gas tight sealing: PVC sealing package, o-rings, grease ss304-rope winch with 8 mm rope (tensile load 198 lbs)

Components

Service box

Maintenance unit

Submersible motor

Guide mast

Maintenance unit (optional)

Base frame 80x48x0.1 in, ss316

Maintenance flaps for closing the tank during service and maintenance work

Greater dimensions for bigger tank openings on request

Height indication


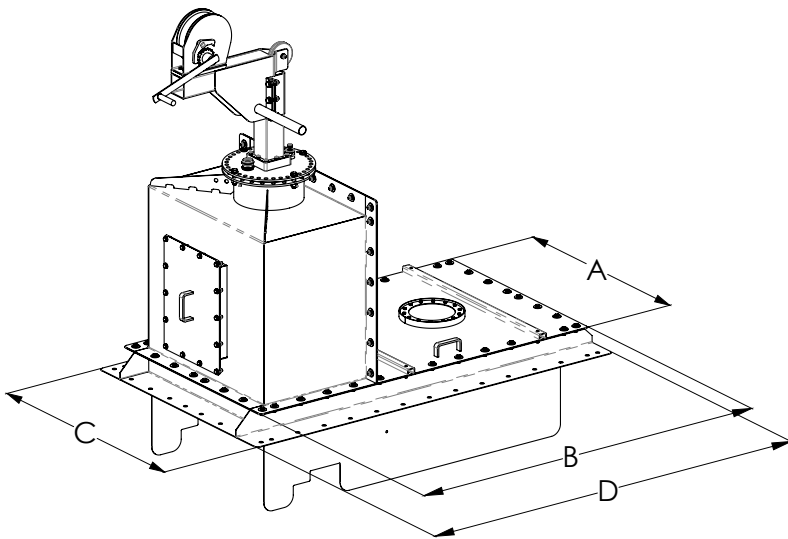
For indication of the exact agitator height in the tank.

Mounted on the rope winch and readable from the outside.

Guide mast with ss316-rope

Mast 3.94x3.94 / 4.7x4.7 / 5.91x5.91 in, ss316

Rope and cable guide behind the mast



Standard dimensions

Description	A [in]	B [in]	C [in]	D [in]	Opening width [in]	Opening length [in]	Flatness concrete [in]
Servicebox (sealing plate)	42.0	73.7			35.4	66.9	0.12
Option: Maintenance unit (box with cover)			48.4	79.9			

Subject to technical changes