

GIANTMIX FR STATIONARY

FR3
FR4
FR5





Application

Medium weight mixer with mid-sized rod lengths 10' to 13'
Mounted to side of tank
Ideal for small to mid-sized tanks, dry matter content up to 14%
POM protective sleeve
Combinations of motors and propeller designs possible to achieve desired mixing goals
Substrate temperature up to 160 F
pH-value 6.5 - 8.2

Technical Data

Tube length 8.2' / 9.8'
Sound pressure level 75 dB(A)
Installation up to 26' below substrate level possible
Overflow container for monitoring of oil levels
Option: Rubber compression seal Ø 7.9 in, galvanized
Without motor for PTO operation (6 spline hook up)
Agitator completely in modular design

Motors

15 / 20 / 25 hp : 4 poles
Overheat protection
Ex-Motor (Series)  II 3G Ex nA II T3 Gc
Special version with 18.0 hp  II 2G Ex eb IIC T3 Gb
Option: stainless 304 rain protection hood

Gear

Spur gear drive, helical teeth, low noise level
Reduction ratio $i = 3.69$
Isolated oil circuit, gear oil SAE85W-140 / API GL-5
2,000 operating hours between oil changes

Bearing

SiC/SiC mechanical seal for bearing housing with two tapered roller bearings to absorb axial forces
Stabilizing bearings for the drive shaft, slide bearing

Propellers

3-blade high efficiency propeller, dynamically balanced

FR3:	15 hp	480 rpm	propeller HD+ 480
FR4:	20 hp	480 rpm	propeller HD+ 520
FR5:	25 hp	480 rpm	propeller HD+ 560

stainless 304

optional materials stainless 316, hardened steel, polymer coated or Tungsten carbide

Ex-Zone

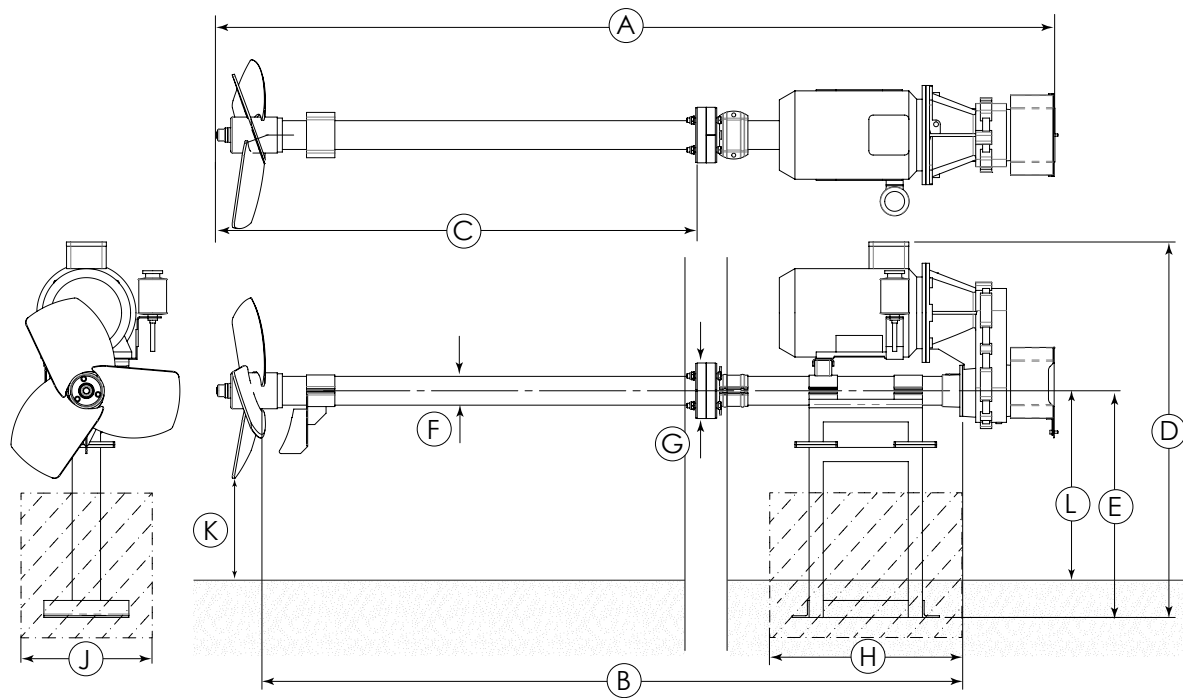
Ex-Zone 2 (outside the tank) and Zone 1 (inside the tank)
Special version FR4 with 18 hp for Zone 1 (outside tank)

Control box (optional)

Star-delta-switch, soft starter, frequency converter
Delivery without connecting cable

Installation

Steel base (included in delivery) on concrete pad



Dimensions

Type	A [ft]	B [ft]	C [ft]	D [in]	E [in]	F [in]	G [in]	H [in]	J [in]	K [in]	L [in]
FR 3-5	9.8 / 11.5	8 / 9.8	5 / 6.9	52.2	13.5	4	7.9	31.5	19.7	Min. 11.8	27.6

Technical data

Type	Rated Power [hp]	Propeller speed [rpm]	Frequency [Hz]	Gear reduction ratio	Propeller diameter [in]	Axial force [lbf]	Flow velocity [ft/s] *	Pumping rate Water [gal/min]	Weight approximate [lbs]
FR3	15.0	480	60	3.69	18.9	494	11.8	10,566	661
FR4	20.0	480	60	3.69	20.5	607	13.8	14,529	661
FR5	25.0	480	60	3.69	22.0	719	13.5	16,378	661

Subject to change without notice

* measured in water and 3.94 ft distance