

SUSPENSION MOUNTING FRAME

EV3
EV4
EV5



EV3



EV4



EV5

Application

For open and closed tanks (not gastight)

Technical data

Suitable for all OPTIMIX agitators

Lateral adjustment up to $\pm 60^\circ$

EV3: Cable guidance on the rope, optional on the mast

EV4: Cable guidance on the rope

EV5: Cable guidance on the mast, optional on the rope

Gallow, base and wall support in ss304

Mast: 3.94 x 3.94 in / 5.91 x 5.91 in ss304

Rope winch galvanized (max. load 1,433 or 2,645 lbs) with ss316 rope \varnothing 0.31 in

Optional: Rope winch in ss304 (max. strain relief 1,984 lbs)

EV3

Installation of the wall support to the inside tank wall
13-39 ft tank height

EV4

Installation of the wall support to the outside tank wall
13-39 ft tank height

EV5

Installation of the wall support to the inside tank wall.
Doweling of the gallow holder on the outside tank wall
13-39 ft tank height

Other tank heights on request

Accessories (optional)

Height indication to determine the exact tank height of the agitator within the tank


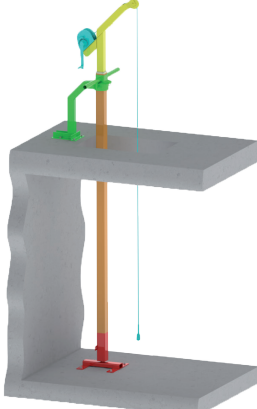
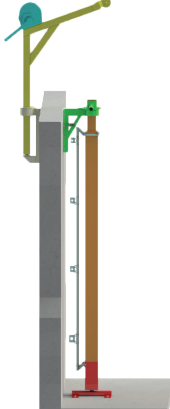
Star-delta switch, soft start or frequency converter

Delivery without connecting cable



SUSPENSION MOUNTING FRAME

EV3
EV4
EV5

Suspension mounting frame EV3 / EV4 / EV5		
EV3	EV4	EV5
		
Wall support with pvc-socket and swivel arm	Suspension bracket on the ceiling with pvc-socket and swivel arm	Wall support with pvc-socket and swivel arm
Gallow 100s	Gallow 100s"	Gallow and wall support with pvc-socket on the outside

Note: 650s, 1200s and 900s rope winch possible on the EV5-gallow

Subject to technical changes